

SHOPPING AT THE HEART OF



Shrewsbury



Shrewsbury,

COMMERCIAL CENTRE FOR
SHROPSHIRE AND MID WALES

Exciting mix

of national and independent shops.

Exceptionally attractive

medieval town with a blend of historic
architecture and vibrant atmosphere.

One of the best places to live in the UK

The Sunday Times 2019.

Birthplace of Charles Darwin



SHREWSBURY



LOCATION



THE DARWIN



CENTRE PLAN



FUTURE SHREWSBURY



CONTACT





Shrewsbury Simplified

THE
DARWIN
WIN



10.3m+

ANNUAL FOOTFALL
TO TOWN CENTRE

Top 4%

UK MAJOR TOWN CENTRES
COMPARISON GOODS



71%

CATCHMENT HOUSEHOLDS IN
TOP 3 ACORN CATEGORIES
(31% AFFLUENT ACHIEVERS)

£350.4m

TOTAL SPEND
POTENTIAL



277,419

CATCHMENT
POPULATION

26%

DOMINATING MARKET
SHARE COMPARISON GOODS



118,069

CATCHMENT HOUSEHOLDS

2,435

TOWN CENTRE
PARKING SPACES
(850 SPACES AT THE DARWIN)



Data source Springboard, Shrewsbury BID. CACI 2019.



SHREWSBURY

LOCATION

THE DARWIN

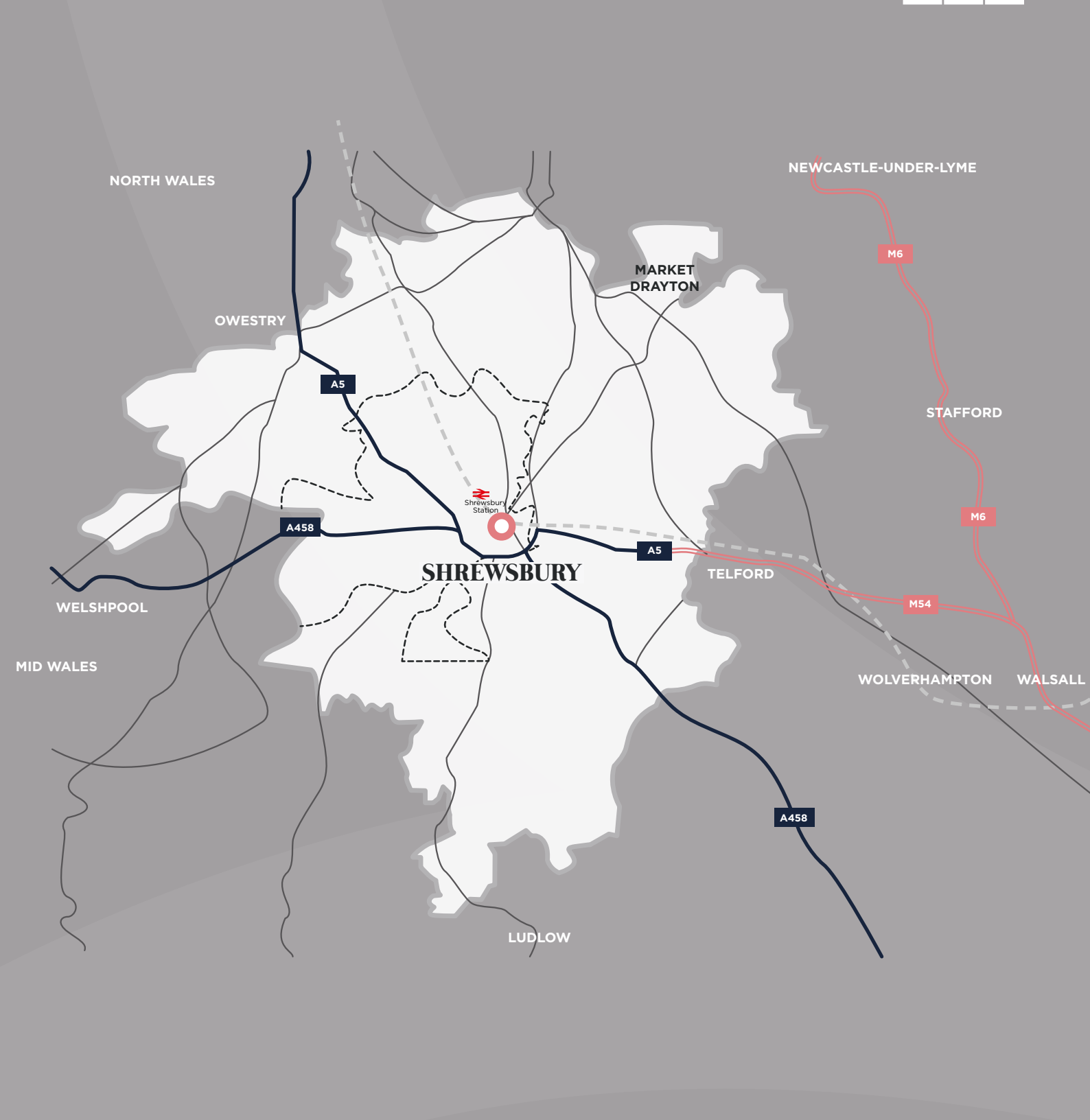
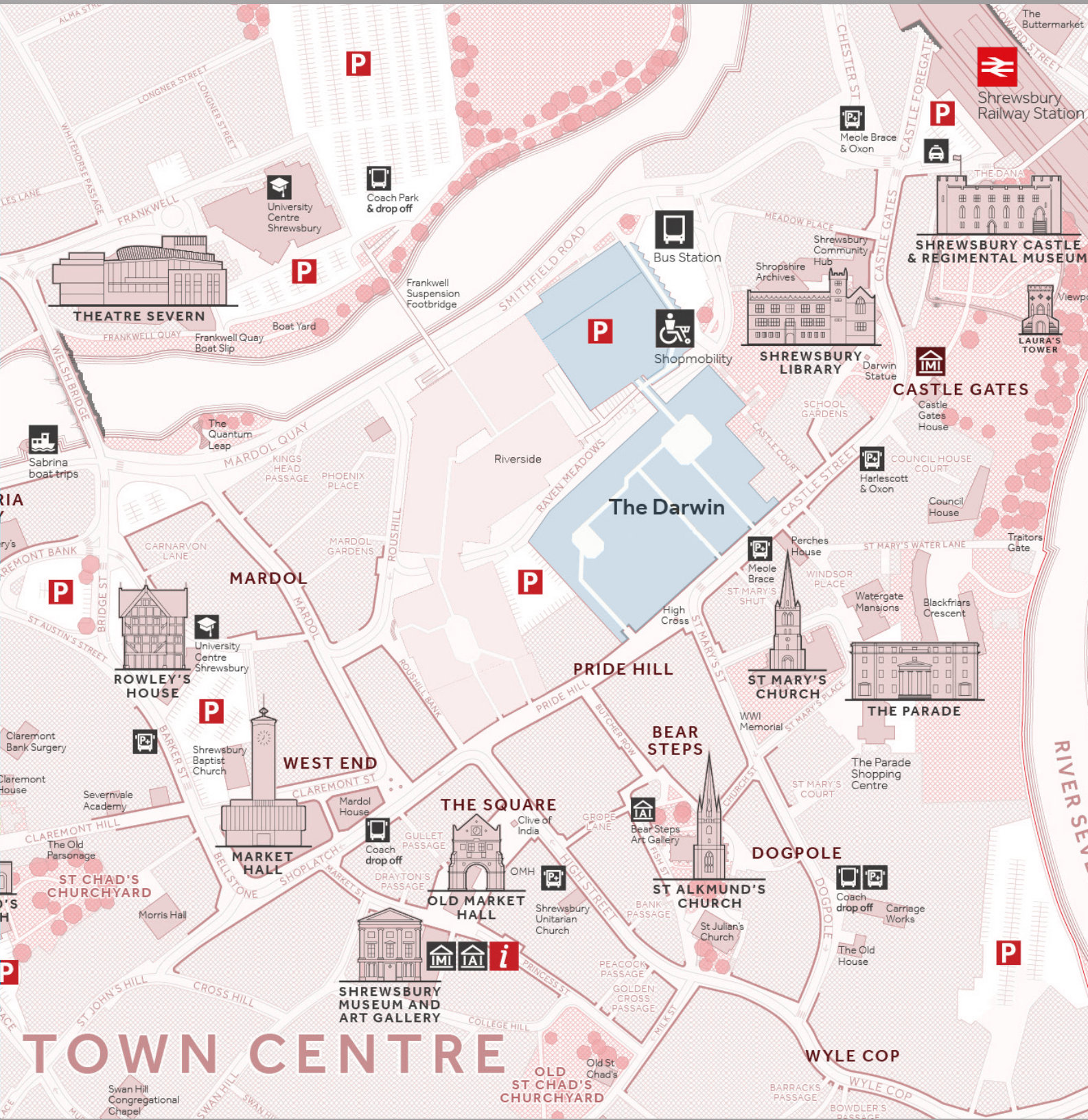
CENTRE PLAN

FUTURE SHREWSBURY

CONTACT

3

The Location





The Darwin Details

4.5m+
ANNUAL FOOTFALL
(50% OF TOWN CENTRE
FOOTFALL)

69 minutes
DWELL TIME

Our National Brands:

Clarks M&S H&M COSTA JD
PRIMARK® TheEntertainer TheToyShop.com NEW LOOK

- £2m proactive landlord investment in 2020 in upgraded customer amenities and mall enhancements, including brand new toilets with changing places and family room.
- Prime retail in Shrewsbury.
- Unique independent offer.
- Positive bounce back growth above national footfall and sales averages post Covid.
- The Darwin is the primary retail offer of Shrewsbury.
- Hosts a dedicated flexible trading gallery called The Collective for local start-ups & independent offers.

 **PLAY SHOWREEL**

Shoppertrak.



SHREWSBURY


LOCATION

THE DARWIN

CENTRE PLAN

FUTURE SHREWSBURY

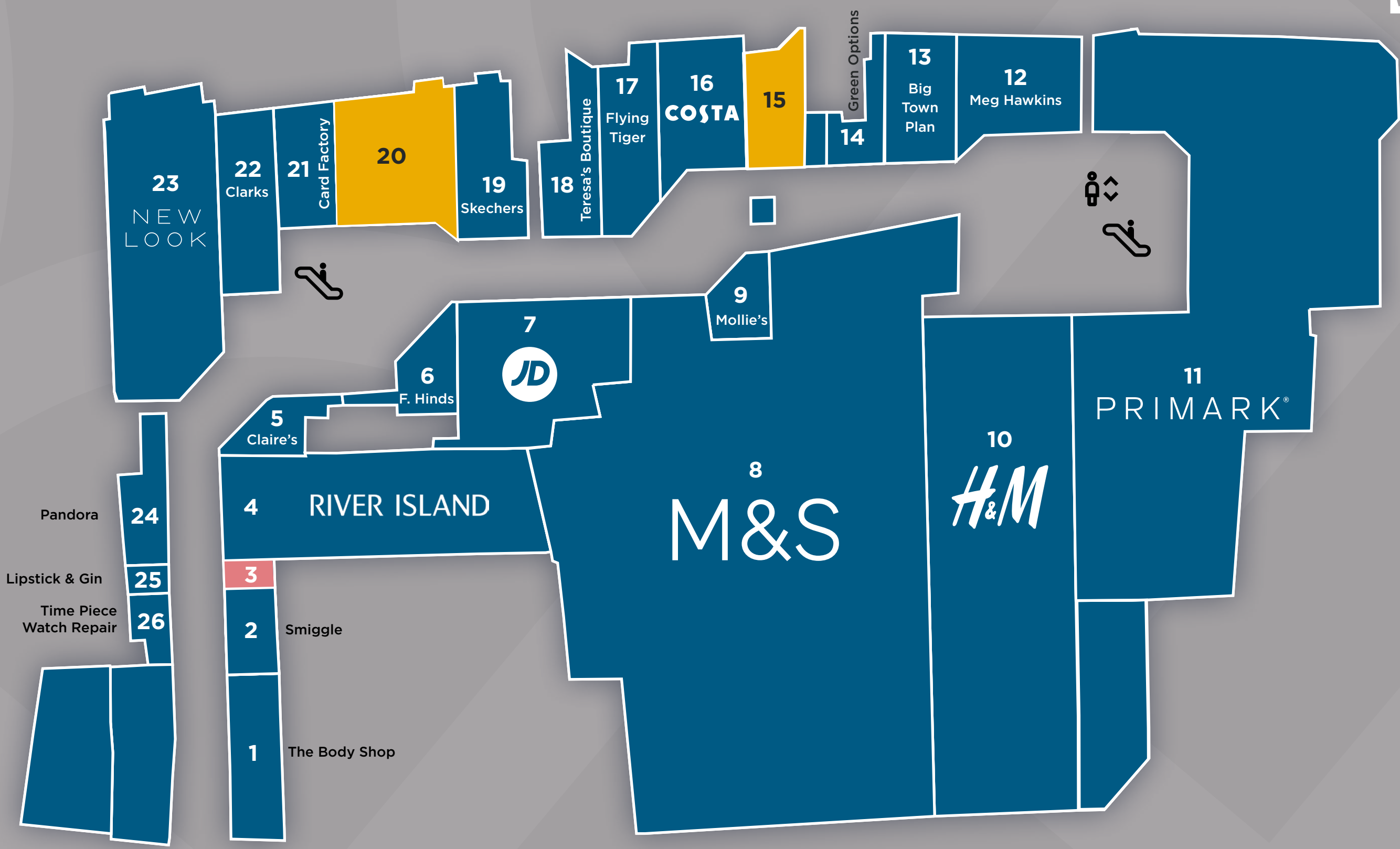
CONTACT



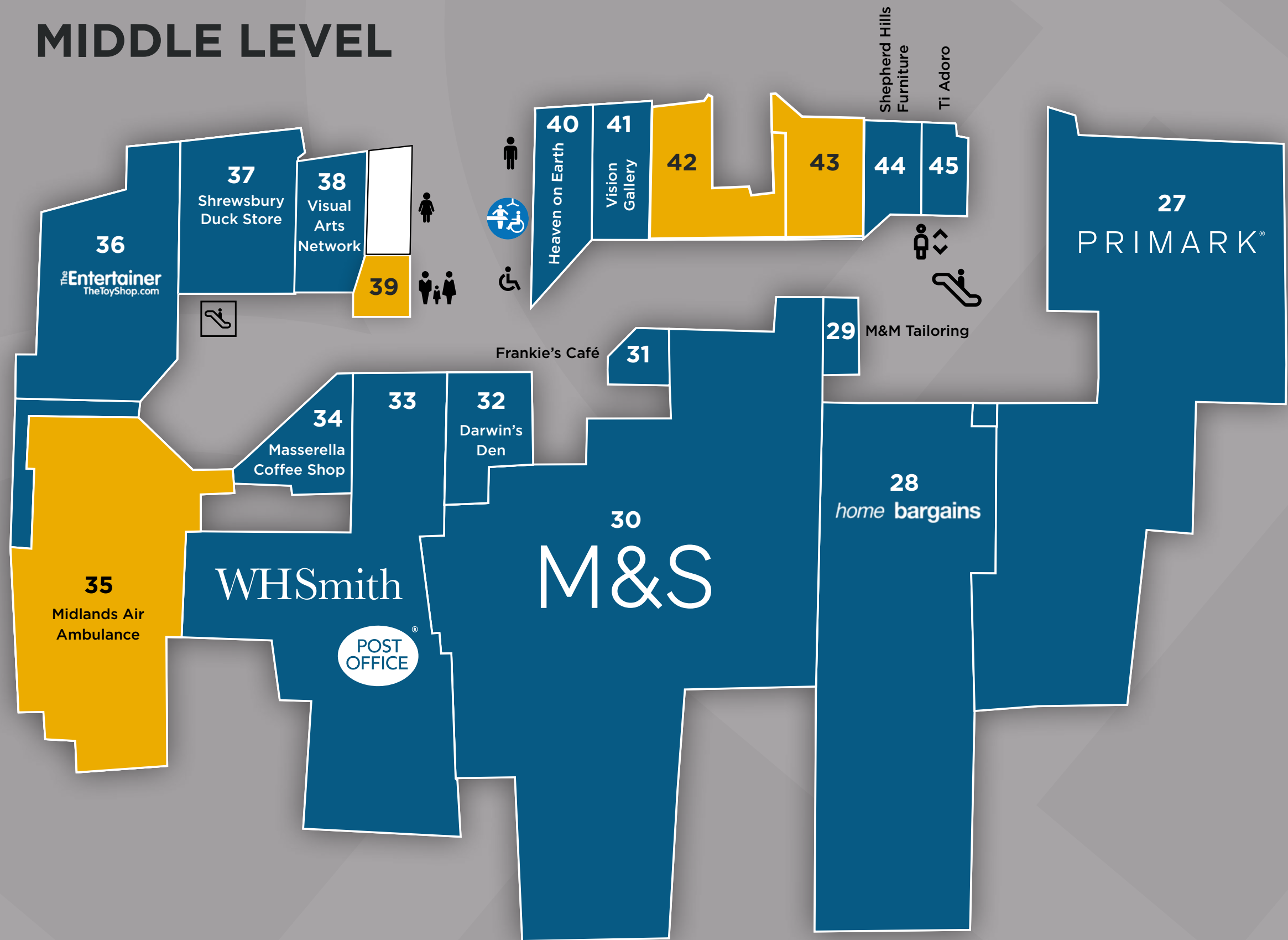
FROM BIG to local independents BRANDS

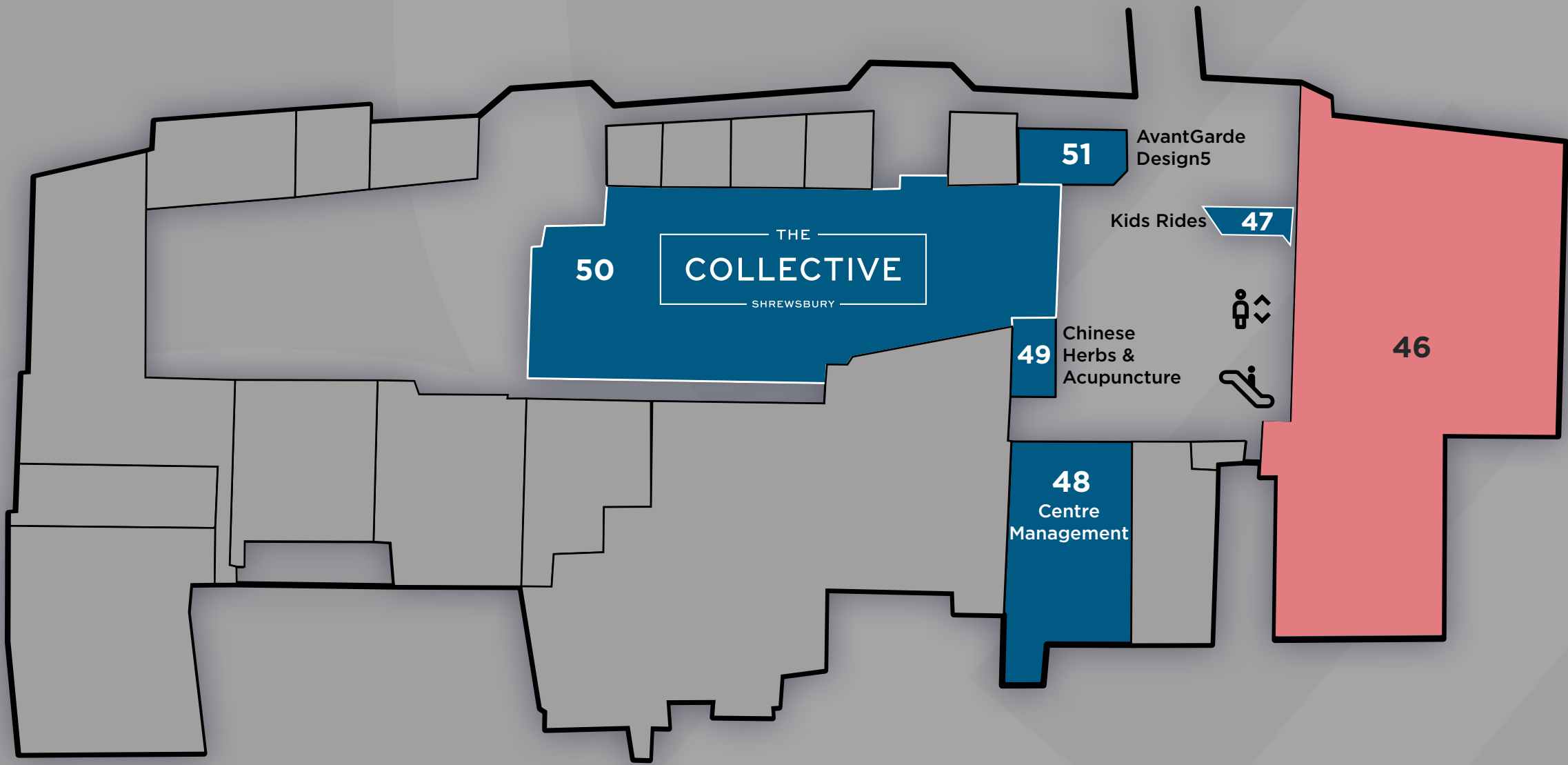


UPPER LEVEL



MIDDLE LEVEL





Opportunities Available

| UNIT | LOCATION | SQ. FT. |
|----------------|--------------|--|
| 3 UNDER OFFER | Upper Level | Ground Floor - 311 Basement - 292 |
| 15 | Upper Level | Ground Floor - 839 First Floor - 610 |
| 20 | Upper Level | Ground Floor - 2,350 First Floor - 1,930 |
| 35 | Middle Level | Ground Floor - 7,835 Basement - 3,617 |
| 39 | Middle Level | Ground Floor - 833 |
| 42 | Middle Level | Ground Floor - 1,896 |
| 43 | Middle Level | Ground Floor - 1,424 |
| 46 UNDER OFFER | Lower Level | Ground Floor - 12,967 |



Future Shrewsbury

The Darwin is an essential element of the Shrewsbury Big Town Plan project.

The Plan is a shared vision and framework for how the town could develop over the next two decades.

It's the result of a dynamic partnership between Shropshire Council, Shrewsbury Town Council and the Shrewsbury BID.

Shrewsbury is a blueprint for how County Towns or other towns will adapt for future generations.

SHREWSBURY BIG TOWN PLAN

"Shrewsbury is a fantastic example of a collaborative and cohesive approach to the complex process of new development and infrastructure change. Towns like Shrewsbury that act positively now will reap the benefits."

Bill Grimsey author of Sold Out



SHREWSBURY

LOCATION

THE DARWIN

CENTRE PLAN

FUTURE SHREWSBURY

CONTACT

Join the family

BIG OR SMALL, GET IN TOUCH FOR MORE INFORMATION.



Alessio Dyfnallt
M: 07703 831 936
E: ad@cgpooks.co.uk



Llyr Emanuel
M: 07795 348079
E: llyr@emanueloliver.com

Dan Oliver
M: 07816 526089
E: dan@emanueloliver.com

IMPORTANT NOTICE: Cooper Green Pooks and Emanuel Oliver for themselves and for the lessors or vendors of this property whose agents they are give notice that: 1 No appliances, services or service installations have been tested and no warranty as to suitability or serviceability is implied. Any prospective purchaser or lessee is advised to obtain verification from their surveyor or solicitor. 2. The particulars are set out as a general outline only for the guidance of the intended purchasers or lessees and do not constitute, nor constitute part of, an offer or contract. 3. All descriptions, reference to condition and necessary permissions for use and occupation and other details are given in good faith and are believed to be correct but any intending purchasers or lessees should not rely on them as statements or representation of fact but satisfy themselves by inspection or otherwise as to the correctness of each of them. 4. No person in the employment of Cooper Green Pooks and Emanuel Oliver has any authority to make or give any representation or warranty whatsoever in relation to this property. 5. All rentals and prices are quoted exclusive of Stamp Duty, legal and surveyors fees and any other associated purchasers or lessees costs. 6. Floor plans are indicative only and should not be relied on. 7. The plan showing the boundary of the property is indicative only and has not been checked against the legal title so should not be relied on. 8. All dimensions, floor areas and site areas are only approximate and should not be relied on. Dimensions are generally maximum room dimensions.



SHREWSBURY

LOCATION

THE DARWIN

CENTRE PLAN

FUTURE SHREWSBURY

CONTACT